



WIKIPEDIA
The Free Encyclopedia

WIKIPEDIA

Christianity by country



As of the year 2021, Christianity had approximately 2.38 billion adherents and is the largest religion by population respectively.^{[2][3]} According to a PEW estimation in 2020, Christians made up to 2.38 billion of the worldwide population of about 8 billion people.^{[a][4][5][6][7][8][9]} It represents nearly one-third of the world's population and is the largest religion in the world, with the three largest groups of Christians being the Catholic Church, Protestantism, and the Eastern Orthodox Church.^[10] The largest Christian denomination is the Catholic Church, with 1.3 billion baptized members.^[11] The second largest Christian branch is either Protestantism (if it is considered a single group), or the Eastern Orthodox Church (if Protestants are considered to be divided into multiple denominations).



Christian population percentage by country.^[1]

Christianity is the predominant religion and faith in Europe, the Americas, the Philippines, East Timor, Sub-Saharan Africa, and Oceania.^[12] There are also large Christian communities in other parts of the world, such as Indonesia, Central Asia, the Middle East, and West Africa where Christianity is the second-largest religion after Islam. The United States has the largest Christian population in the world, followed by Brazil, Mexico, Russia, and the Philippines.^[13]

Christianity in multiple forms is the state religion of the following 15 nations: Argentina (Catholic Church),^[14] Armenia (Armenian Apostolic Church), Tuvalu (Church of Tuvalu), Costa Rica (Catholic Church),^[15] Kingdom of Denmark (Evangelical Lutheran Church in Denmark),^[16] England (Church of England),^[17] Greece (Church of Greece), Georgia (Eastern Orthodox Church),^{[18][19]} Iceland (Church of Iceland),^[20] Liechtenstein (Catholic Church),^[21] Malta (Catholic Church),^[22] Monaco (Catholic Church),^[23] Vatican City (Catholic Church),^[24] and Zambia. Christianity used to be the state religion of the former Ethiopian Empire (adopted in 340 A.D. by the Kingdom of Aksum) prior to the government's overthrow.^[25]

Lists

By country

Note: Population data are compiled using statistical science and are subject to observational error; these numbers should therefore be considered estimates only. The total number of Christians for

each country is based on the number of people who are members of a Christian denomination or who identify themselves as Christian, plus their children. The number of people who actually believe in God or who regularly attend church is not addressed. People who mix Christianity with tribal religions are counted as Christians in this article. Most of the numbers for the Christian percentage of the population for each country were taken from the US State Department's *International Religious Freedom Report*, the *CIA World Factbook*, Joshua Project, Open doors, Pew Forum, and Adherents.com.











Top ten by numbers (2010)

A list of the top ten countries by largest number of Christians according to Pew Research Center in 2010.^{[26][27]}

Rank	Country	Christians	% Christian
1	 <u>United States</u>	246,790,000	79.5%
2	 <u>Brazil</u>	175,700,000	90.2%
3	 <u>Mexico</u>	107,780,000	95%
4	 <u>Russia</u>	105,220,000	73.6%
5	 <u>Philippines</u>	86,790,000	93.1%
6	 <u>Nigeria</u>	80,510,000	50.8%
7	 <u>China</u>	67,070,000	5.0%
8	 <u>Congo DR</u>	63,150,000	95.7%
9	 <u>Germany</u>	58,240,000	70.8%
10	 <u>South Africa</u>	52,886,000	85.3%

















Top ten by percentage (2010)


















A list of the top ten countries by highest percentage of the population that is Christian according to Pew Research Center in 2010.^[27]


















Rank	Country	% Christian	Christians
1	 Vatican City	100%	800
2	 Romania	99%	21,490,000
3	 Papua New Guinea	99%	6,860,000
4	 Tonga	99%	100,000
5	 Timor-Leste	99%	1,120,000
6	 Armenia	98.5%	3,090,000
7	 Namibia	97.6%	2,280,000
8	 Marshall Islands	97.5%	50,000
9	 Moldova	97.5%	3,570,000
10	 Solomon Islands	97.5%	520,000


















UN members and dependent territories



















Christianity by country




















Country or entity	Christians	% Christian	% Catholic	% Protestant/ Orthodox/ Other Christian
 Pitcairn Islands (details)	50	100.0%		100%
 Timor-Leste (details)	1,338,500 ^[166]	99.6% ^[167]	97.6%	2%
 American Samoa (details)	70,000	98.3%	20%	
 Romania (details)	18,067,000	98.0% ^[47]	11.0% ^[47]	87.0% ^[47]
 Armenia (details)	2,826,000 ^[36]	97.9% ^[36]	1% ^[36]	96.9% ^[36]
 Grenada (details)	101,000	97.3%	53%	45%
 Papua New Guinea (details)	6,800,000	97%	27%	70%
 Greenland (details)	55,000	96.6%		96.6%
 Haiti (details)	9,597,000	96.0%	80.0%	16.0%
 Paraguay (details)	6,260,000	96% ^[87]	88%	8%
 Zambia (details)	12,939,000	95.5% ^[189]	20.2%	72.3%
 Faroe Islands (details)	33,000	95.4% ^[74]		94%
 Micronesia, Federated States of (details)	106,000	95.4%		
 Bahamas (details)	335,975	95% ^[42]	12.0%	83.0%
 Seychelles (details)	80,000	94.7%	82%	15.2%
 Peru (details)	29,519,000	94.5% ^[133]	76.0%	18.5%


















Country or entity	Christians	% Christian	% Catholic	% Protestant/ Orthodox/ Other Christian
 Falkland Islands (details)	3,000	94.3%		94%
 Poland (details)	36,090,000	94.3%	86.3%	8%
 British Virgin Islands (details)	23,000	94.0%	9%	85%
 Ecuador (details)	14,099,000	94.0%	74%	20%
 Rwanda (details)	9,619,000	93.6%	56.9%	26%
 Greece (details)	10,000,000	93% ^[84]	<1% ^[84]	97.3%
 Colombia (details)	43,560,000	92% ^[61]	79%	13%
 Congo, Democratic Republic of (details)	63,150,000	92%	50%	42%
 Panama (details)	3,057,000	92.0%	80%	12%
 Moldova (details)	2,752,000	91.8% ^[116]	0.1%	91.7%
 Malta (details)	400,000	91.6% ^[114]	88.6%	3.0%
 San Marino (details)	31,000	91.6% ^[29]	90.5%	1.1%
 Serbia (details)	7,260,000	91.0% ^[145]	5.0%	86.0%
 Congo, Republic of (details)	3,409,000	90.7%	50%	40%
 Anguilla (details)	15,000	90.5%	3%	87%
 Brazil (details)	180,770,000 ^[50]	90.0% ^[50]	64.6% ^[50]	22.2% ^[50]
 Lesotho (details)	1,876,000	90.0%	45%	45%
 Namibia (details)	1,991,000	90.0%	13.7%	76.3%


















Country or entity	Christians	% Christian	% Catholic	% Protestant/ Orthodox/ Other Christian
 Andorra (details)	78,000	89.5%	88.2% ^[33]	1.3%
 Cape Verde (details)	487,000	89.1% ^[29]	78.7%	10.4%
 Bolivia (details)	9,730,000	89.0%	76%	13%
 Puerto Rico (details)	3,878,000	89% ^[136] ^[137]	56%	33%
 Mexico (details)	111,959,525	88.9% ^[115]	77.7%	11.2%
 Dominica (details)	59,000	88.7%	61%	27%
 Equatorial Guinea (details)	683,000	88.7% ^[29]	80.7%	8.0%
 Georgia (details)	3,241,000	88.1% ^[81]	0.5%	87.6%
 Aruba (details)	98,000	88%	80.8%	7.8%
 Gabon (details)	1,081,000	88.0% ^[79]	41.9%	46.1%
 Honduras (details)	6,660,000	88% ^[87]	47%	41%
 Venezuela (details)	28,340,000	88.0% ^[185]	71%	17%
 Croatia (details)	4,107,000	87.4% ^[64]	79.0%	8.4%
 Cook Islands (details)	13,000	87.0% ^[62]	17.4%	69.6%
 Guatemala (details)	14,018,000	87%	47%	40%
 Zimbabwe (details)	12,500,000	87.0% ^[190]	17%	63%
 Kenya (details)	40,668,000	85.5% ^[99]	20.6%	64.9%


















Country or entity	Christians	% Christian	% Catholic	% Protestant/ Orthodox/ Other Christian
 Liberia (details)	1,391,000	85.5% ^[106]		85.5%
 Philippines (details)	92,746,021 ^[134]	85.3%	78.8%	6.5%
 South Africa (details)	52,886,000	85.3% ^[153]	5%	75%
 Madagascar (details)	22,322,966	85.0% ^[110]		
 Portugal (details)	7,445,000	84.8% ^[135]	80.2%	4.6%
 Nicaragua (details)	5,217,000	84.6%	58.8%	25.8%
 Uganda (details)	29,266,000	84.5% ^[173]	39.3%	45.2%
 Liechtenstein (details)	30,000	84.4% ^[107]	75.9%	8.5%
 Ireland (details)	3,992,000 (2016) ^[94]	83.8% (2016) ^[94]	78.2% (2016) ^[94]	5.6% (2016) ^[94]
 Dominican Republic (details)	9,734,000	83%	65%	18%
 Italy (details)	53,230,000 ^[95]	83%	81.2%	2%
 Eswatini (details)	994,000	82.7%	25%	57.7%
 Monaco (details)	30,000	82.6% ^[117]	77.0 ^[117]	
 Costa Rica (details)	4,000,000	82%	57%	25%
 El Salvador (details)	5,073,000	81.9%	52.6%	29.3%
 Ukraine (details)	34,830,000 ^[174]	81.9% ^[174]	7.5%	74.4%
 Tonga (details)	84,000	81.0%	16%	65%



















Country or entity	Christians	% Christian	% Catholic	% Protestant/ Orthodox/ Other Christian
 Central African Republic (details)	2,302,000	80%	29%	51%
 Lithuania (details)	2,232,000	79.4% ^[108]	74.2%	5.2%
 Cyprus (details)	863,000	79% ^{[66][67]}	1%	78%
 Denmark (details)	4,400,754 ^[69]	79%	1%	77.8% ^[70]
 Montenegro (details)	500,000	78.8% ^[119]	3.4%	72.4%
 Palau (details)	16,000	77.9%	65%	12.9%
 Malawi (details)	13,582,000	77.3% ^[111]	17.2	60.1
 Argentina (details)	34,940,108	77% ^[35]	66% ^[35]	11% ^[35]
 Belize (details)	247,000	76.7%	40%	36.7%
 Norway (details)	3,844,000 ^[128]	76.7% (2018) ^{[129][130]}	2.4% ^[131]	73.8% (2018) ^{[129][130]}
 Angola (details)	17,094,000	75% ^[34]	50%	25%
 Burundi (details)	7,662,000	75.0%	60%	15%
 Ethiopia (details)	77,477,000	75%	0.7%	63.4%
 Antigua and Barbuda (details)	66,000	74.0%	10%	64%
 Barbados (details)	244,000	74% ^[45]	4.2%	70%
 Cameroon (details)	15,390,000	73% ^[54]	44.4%	29.3%
 Luxembourg (details)	360,000	72.4% ^[109]	68.7%	3.7%
 Iceland (details)	272,200 ^[90]	72.3% ^[90]	3.9% ^[90]	68.4% ^[90]



















Country or entity	Christians	% Christian	% Catholic	% Protestant/ Orthodox/ Other Christian
 Botswana (details)	1,416,000	71.6%	5%	66%
 Ghana (details)	21,955,000	71.3% ^[83]	10.0%	61.3%
 Latvia (details)	1,570,000	70% ^[47] -80% ^[102]	24.1% ^[47] - 25.1% ^[102] ^[103]	46.8% ^[47] - 54.9% ^[102]
 Jamaica (details)	1,859,000	68.9%	2.2%	66.7%
 Slovakia (details)	3,748,000	68.8% ^[151]	59.8%	9.0%
 Chile (details)	9,900,000	68% ^[58]	55%	13%
 Slovenia (details)	1,610,000	68.0% ^[47]	64.0% ^[47]	4.0% ^[47]
 Finland (details)	3,736,000 ^[75]	67.1% ^[75]	0.3%	66.9%
 Eritrea (details)	3,577,000	67% ^[72]	4%	54%
 Cayman Islands (details)	52,600	66.9% ^[57]	13.6%	53.3%
 Switzerland (details)	5,700,000	66.9% ^[161] -69.1% ^[162]	36.5% ^[161] - 37.9% ^[162]	30.4% ^[161] - 31.2% ^[162]
 Belgium (details)	6,860,000	65% ^[47]	58% ^[47]	7% ^[47]
 Cuba (details)	6,670,000 ^[29]	65% ^[65]	52.7%	7.5%
 United States (details)	213,000,000 ^[183]	65% (2019) ^[183] -73% ^[184]	20% ^[183] - 22.7% ^[184]	45% ^[183] - 48.5% ^[184]
 Bermuda (details)	44,000	64.7%	15%	50%
 Bulgaria (details)	6,364,000	64.7% ^[52]	0.6%	64.1% ^[47]
 Fiji (details)	540,000	64.4%	8.9%	55.5%
 Sweden (details)	6,577,478	64.3% ^[160]	1.2%	63.1%
 Guyana (details)	468,000	62.7% ^[86]	7.1%	55.6%




Country or entity	Christians	% Christian	% Catholic	% Protestant/ Orthodox/ Other Christian
 Tanzania (details)	31,342,000	61.4% ^[164]		
 South Sudan (details)	6,010,000 ^[154]	60.5% ^[155]	30%	30%
 North Macedonia (details)	1,110,000	60.4% ^[126] ^[127]	0.4%	60.0%
 Spain (details)	28,000,000	59.2% ^[156]	58.2% ^[156]	1% ^[156]
 Uruguay (details)	1,941,000	58.1% ^[58]	47%	11%
 Austria (details)	5,185,959	58%-62%	54.9% ^[38]	3%-7% ^[39] ^[40]
 Trinidad and Tobago (details)	774,000	57.6% ^[168]	21.5%	33.4%
 Mozambique (details)	13,121,000	56.1%	28.4%	27.7%
 Belarus (details)	5,265,000	55.4% ^[46]	7.1%	48.3%
 Germany (details)	44,861,000	53.9% ^[82]	26.7% ^[82]	27.2% ^[82]
 Canada (details)	19,300,000 ^[55]	53.3% ^[55]	29.9% ^[55]	23.4% ^[56]
 Hungary (details)	5,254,179 ^[89] - 6,501,000 ^[47]	52.87% ^[89] -65.0% ^[47]	38.96% ^[89] -58.0% ^[47]	13.91% ^[89]
 France (details)	41,000,000-46,000,000	51.1% ^[76] -58% ^[47] /63-66% ^[77]	50-63% ^[78] /54% ^[47]	4% ^[47]
 Benin (details)	5,570,000	48.5% ^[48]	25.5%	23.0%
 Suriname (details)	262,000	48.4% - 51.6% ^[158] ^[159]	21.6%	26.8%
 Russia (details)	66,000,000–99,775,000 ^[138] ^[139]	46.6% ^[140] -77.0% ^[141] ^[142]	<0.1%	46.6%-77.0%
 Bosnia and Herzegovina (details)	1,622,093 ^[49]	45.94% ^[49]	15.19% ^[49]	30.75% ^[49]

Country or entity	Christians	% Christian	% Catholic	% Protestant/ Orthodox/ Other Christian
 Nigeria (details)	74,400,000–107,000,000	45.9% ^[125]	10.6%	35.3%
 Australia (details)	11,148,814	43.9% ^[37]	20.0%	23.9%
 Côte d'Ivoire (details)	11,697,000	39.8% ^[63]		
 Lebanon (details)	1,600,000-1,800,000 ^{[104][105]}	38.0%-41.0%	26%	15%
 United Kingdom (details)	25,585,000 ^[176] - 31,889,000	38% ^[177] - 47.7% ^[178] ^{[179][180]}	7% ^[181]	31% ^[182]
 Netherlands (details)	5,750,000–7,900,000	37% (2018) ^[122] - 43.8% ^[123]	22% (registered, 2018) ^[122] - 23.7%	15% (2018) ^[122] - 20.1% ^[123]
 New Zealand (details)	1,738,638 (2018) ^[124]	37.0% (2018) ^[124]	10.0% (2018) ^[124]	27.0% (2018) ^[124]
 Chad (details)	4,150,000 ^[29]	35.0%	20%	15%
 Mauritius (details)	418,000	32.2%		
 Togo (details)	1,966,000	29.0%		
 Korea, South (details)	13,566,000	27.6% ^[100]	7.9%	19.7%
 Estonia (details)	298,410	26.8% ^[73]	0.8%	26.0%
 Burkina Faso (details)	5,393,000	26.3% ^[53]	20.1%	6.2%
 Singapore (details)	1,075,000	18.9% ^{[148][149][150]}	7.0%	11.9%
 Hong Kong (details)	1,357,000	18.4% ^[88]	5.0%	6.8%
 Kazakhstan (details)	3,300,000	17.2% ^[98]		
 Albania (details)	580,000	17.0% ^[30]	10%	7%

Country or entity	Christians	% Christian	% Catholic	% Protestant/ Orthodox/ Other Christian
 Bahrain (details)	185,000	15.0% ^[43]		9.0%
 Kuwait (details)	458,000	15.0%	3.2%	12.8%
 Qatar (details)	263,000	13.8%		
 Czech Republic (details)	1,241,000	11.7% ^[68]	9.3%	2.4%
 Kyrgyzstan (details)	610,000 ^[29] -944,000	11.4% ^[29] -17.0% ^[101]		
 Indonesia (details)	29,149,241 ^[91]	10.49% ^[92]	3.06%	7.43%
 Egypt (details)	9,029,000	10.0% ^[71]		
 Guinea-Bissau (details)	165,000	10.0%	10.0%	
 Sierra Leone (details)	619,000-1,294,000	10% ^[146] -20.9% ^[147]		
 Syria (details)	1,800,000 ^[163]	10.0% ^[29]	2%	8%
 Malaysia (details)	2,271,000	9.0% ^[112]		
 Turkmenistan (details)	466,000	9.0% ^[172]		9%
 United Arab Emirates (details)	940,000	9.0% ^[175]	7%	2%
 Guinea (details)	1,032,000	8.9% ^[85]	5%	5%
 Sri Lanka (details)	1,531,000	7.4%	6.1%	1.3%
 Brunei (details)	29,000	7.1% ^[51]		
 Vietnam (details)	6,831,000	7.1% ^[186]	6.1%	1.0%



Country or entity	Christians	% Christian	% Catholic	% Protestant/ Orthodox/ Other Christian
 Oman (details)	180,000 ^[29]	6.5% ^[29]		
 Myanmar (details)	3,790,000	6.2%	1%	5.2%
 Djibouti (details)	53,000	6.0%	1%	5%
 Jordan (details)	388,000	6.0% ^[97]		
 Saudi Arabia (details)	1,500,000	5% ^[143]		
 Gambia (details)	79,000	4.2% ^[80]		
 Senegal (details)	570,000	4.2% ^[144]		
 Israel (details)	266,000	3.5%		3.5%
 Azerbaijan (details)	280,000 ^[41]	3.1%		3.1%
 Libya (details)	170,000 ^[29]	2.7% ^[29]	0.5%	1.5%
 Uzbekistan (details)	710,000 ^[29]	2.6% ^[29]		2.6% ^[29]
 People's Republic of China (details)	31,220,000 ^[59] – 34,610,000/49,170,000 ^[60]	2.5%–3.5% ^[60]	0.46%–0.69% ^[60]	2%–2.89% ^[60]
 Mali (details)	348,000	2.4% ^[113]		
 India (details)	30,000,000	2.3% ^[36]	1.3%	1.0%
 Laos (details)	145,000	2.2%	1%	1%
 Comoros (details)	15,000	2.1%		
 Korea, North (details)	406,000	1.7%		
 Pakistan (details)	3,300,000	1.6% ^[132]	0.8%	0.8%

Country or entity	Christians	% Christian	% Catholic	% Protestant/ Orthodox/ Other Christian
 Sudan (details)	525,000	1.5% ^[157]		
 Nepal (details)	376,000	1.4% ^[121]		
 Tajikistan (details)	110,000 ^[29]	1.4%	0.1%	1.3%
 Mongolia (details)	42,859	1.3% ^[118]		
 Iraq (details)	500,000	1.2%		1.2%
 Japan (details)	1,915,294	1.1% ^[96]	0.5%	0.6%
 Thailand (details)	768,000	1.1% ^[165]		
 Bhutan (details)	7,000	1.0%	0.1%	0.9%
 Cambodia (details)	148,000	1.0%	0.15%	0.85%
 Morocco (details)	336,000	1% ^[120]		
 Niger (details)	85,000	0.5%		5%
 Iran (details)	380,000-1,500,000 ^[93]	0.4%-1.5%		0.4%-1.5%
 Bangladesh (details)	495,000	0.3% ^[44]	0.4%	
 Turkey (details)	120,000 ^[170] – 310,000 ^[171]	0.2%		
 Mauritania (details)	5,000	0.14%		
 Maldives (details)	300	0.08%		
 Afghanistan (details)	6,250/8,000 ^[28] -30,000 ^[29]	0.02% ^[29]		
 Algeria (details)	20,000-200,000 ^[31] or 71,000 (estimate for 2010) ^[32]	0.01%	0.01%	1%

Country or entity	Christians	% Christian	% Catholic	% Protestant/ Orthodox/ Other Christian
 Somalia (details)	1,000 ^[152]	0.01%	0.0002%	0.01%
 Yemen (details)	25,000 ^[187] -41,000 ^[188]	0.01%	0.01%	
 Tunisia (details)	30,000 ^[169] ^[b]			
Europe	565,560,000 ^[9]	76.2% ^[9]	35.0% ^[191]	41.2% ^[9]
Latin America and the Caribbean	531,280,000 ^[9]	90.0% ^[9]	70% ^[192]	20% ^[193]
Africa	526,016,926 ^[9]	62.7% ^[9]	21.0% ^[191]	41.7% ^[9]
Asia	285,120,000 ^[9] - 375,905,000 ^[194]	7.0% ^[9] - 12.0% ^[194]	3.0% ^[191] - 5.1% ^[194]	4.0% ^[9] - 6.8% ^[194]
North America	266,630,000 ^[9]	77.4% ^[9]	22.0% ^[191]	55.4%
Oceania	25,754,000 ^[195]	73.3% ^[195]	38.9% ^[195]	34.4% ^[195]
Middle East-North Africa	12,000,000–16,000,000 ^[196]	3.8% ^[9] - 5.0% ^[197]	2.0% ^[191] - 2.6%	1.8% ^[9] - 2.3%
Total	2,431,209,718 ^[194]	33.4% ^[194]	16.9% ^[194]	16.5% ^[194]




UN non member permanent observer states

note: One is a generally recognized sovereign state, while the other is a state with substantial, but limited, recognition





Country	Christians	% Christian	overall %
 Palestine (details)	173,000	6.0% ^[198]	6%
 Vatican City (details)	836	100.0%	100%

Non UN member or observer states with substantial, but limited recognition

Note: Includes non-United Nations members or observers with substantial, but limited recognition

Country	Christians	% Christian
 Kosovo (details)	150,000	8.3%
 Sahrawi Arab Democratic Republic (details)	200	0.03%
 Taiwan (details)	902,000	3.9%

Widely or fully unrecognized Non UN member or observer states

Country	Christians	% Christian
 Abkhazia (details)	130,000	68.0%
 Artsakh (details)	143,000	98.8% ^[199]
 South Ossetia (details)	69,000	96.4%
 Transnistria (details)	510,000	95.0%

Christian-majority countries and territories

According to a 2012 Pew Research Center study, of the then 232 countries and territories, 157 had Christian majorities. 126 countries had a Christian majority, while 71 countries had a Christian minority.^[200]

Percent (%) Christians	Number of countries	Population
100	2	850
90–99	49	739,568,000
80–89	28	312,790,200
70–79	20	599,319,000
60–69	11	177,608,000
50–59	16	132,349,929
40–49	3	13,594,000
30–39	6	15,497,000
20–29	5	23,657,000
10–19	10	43,409,000
1–9	34	124,755,000
0–1	13	1,823,750

Countries by highest percentage of the population that is Christian with at least 10 million Christians:^[200]

Rank	Country	% Christian	Christians
1	 Romania	98.0%	21,300,000
2	 Zambia	97.5%	12,800,000
3	 Congo DR	95.7%	63,200,000
4	 Peru	95.6%	27,800,000
5	 Mexico	95.0%	107,000,000
6	 Poland	94.3%	36,100,000
7	 Ecuador	94.1%	13,600,000
8	 Greece	93.0%	10,000,000
9	 Colombia	92.5%	42,800,000
10	 Bolivia	92.3%	10,400,000

Population growth

According to World Population Review, there were 2.4 billion Christians around the world in 2020.^{[201][3]} and according to a 2012 Pew Research Center survey, if current trends continue, Christianity will remain the world's largest religion by year 2050. According to a 2015 Pew Research Center study, Christianity is estimated to reach 3 billion adherents out of a projected population of 9.3 billion people in 2050, achieving parity with Muslim populations for the first time in history, which are predicted to be about 2.8 billion in 2050.^[202]

Demographics of major traditions within Christianity (Pew Research Center, 2010 data)^[203]

Tradition	Followers	% of the Christian population	% of the world population	Follower dynamics	Dynamics in- and outside Christianity
<u>Catholicism</u>	1,200,000,000	52.4	15.9	▲ Growing	— Stable
<u>Protestantism</u>	800,640,000	34.9	11.6	▲ Growing	▲ Growing
<u>Orthodoxy</u>	260,380,000	11.4	3.8	▲ Growing	▲ Growing
<u>Other Christianity</u>	28,430,000	1.3	0.4	▲ Growing	▲ Growing
Christianity	2,289,450,000	100	31.7	▲ Growing	— Stable

See also

- List of Christian denominations by number of members
- Catholic Church by country
- Eastern Orthodoxy by country
- Oriental Orthodoxy by country
- Protestantism by country
- List of the largest Protestant denominations

Other religions:

- [Ahmadiyya by country](#)
- [Buddhism by country](#)
- [Hinduism by country](#)
- [Irreligion by country](#)
- [Islam by country](#)
- [Jewish population by country](#)
- [Judaism by country](#)
- [Sikhism by country](#)

General:

- [List of religious populations](#)

Notes

- Current sources are in general agreement that Christians make up about 33% of the world's population—slightly over 2.4 billion adherents in mid-2015.
- Tunisia's Ministry of Religious Affairs estimates there are approximately 30,000 Christians residing in the country, of which the majority are foreigners and about 80% of whom are Roman Catholic. Approximately 7000 Christians are Tunisian Citizens, mostly Anglicans and other Protestants.^[169]

References

- "Global Christianity – A Report on the Size and Distribution of the World's Christian Population" (<https://assets.pewresearch.org/wp-content/uploads/sites/11/2011/12/Christianity-fullreport-web.pdf>) (PDF). Pew Research Center.
- Johnson, Todd M.; Grim, Brian J., eds. (2020). "All Religions (global totals)" (<https://worldreligiondatabase.org/>). *World Religion Database*. Leiden,Boston: BRILL, Boston University.
- "Religion by Country 2021" (<https://worldpopulationreview.com/country-rankings/religion-by-country>). *worldpopulationreview.com*. Retrieved 2021-12-18.
- "Religion Information Data Explorer | GRF" (http://www.globalreligiousfutures.org/explorer/#/?subtopic=15&chartType=bar&year=2020&data_type=number&religious_affiliation=all&destination=to&countries=Worldwide&age_group=all&gender=all&pdfMode=false). *www.globalreligiousfutures.org*. Retrieved 2022-10-13.
- "Religion by Country 2022" (<https://worldpopulationreview.com/country-rankings/religion-by-country>).
- 33.39% of ~7.2 billion world population (under the section 'People') "World" (<https://www.cia.gov/the-world-factbook/countries/world/>). *The World Factbook*. Central Intelligence Agency. 7 October 2021.
- Pew Research Center, Christians are the largest religious group in 2015 (https://www.pewforum.org/2017/04/05/the-changing-global-religious-landscape/pf_17-04-05_projectionsupdate_grl310px/), pewforum.org, USA, MARCH 31, 2017

8. "Major Religions Ranked by Size" (https://web.archive.org/web/20000816004118/http://www.adherents.com/Religions_By_Adherents.html). Adherents.com. Archived from the original on August 16, 2000. Retrieved 2009-05-05.
9. ANALYSIS (2011-12-19). "Global Christianity" (<https://www.pewforum.org/Christian/Global-Christianity-exec.aspx>). Pewforum.org. Retrieved 2012-08-17.
10. Hinnells, *The Routledge Companion to the Study of Religion*, p. 441.
11. "Presentation of the Pontifical Yearbook 2019 and the Annuario Statisticum Ecclesiae 2017" (<https://web.archive.org/web/20190307110120/https://press.vatican.va/content/salastampa/en/bollettino/pubblico/2019/03/06/190306b.html>). Holy See Press Office. 6 March 2019. Archived from the original (<https://press.vatican.va/content/salastampa/en/bollettino/pubblico/2019/03/06/190306b.html>) on 7 March 2019. Retrieved 6 March 2019.
12. Encyclopædia Britannica (<https://www.britannica.com/eb/table?tocId=9394911>) table of religions, by region; retrieved November 2007
13. "Which countries have the 10 largest Christian and Muslim Populations?" (<https://www.pewresearch.org/fact-tank/2019/04/01/the-countries-with-the-10-largest-christian-populations-and-the-10-largest-muslim-populations/>). Pewresearch.org. Retrieved 2019-10-26.
14. "Argentina" (<https://www.britannica.com/EBchecked/topic/33657/Argentina>). *Encyclopædia Britannica*. Retrieved 2008-05-11.
15. "Costa Rica" (<https://www.britannica.com/EBchecked/topic/139528/Costa-Rica>). *Encyclopædia Britannica*. Retrieved 2008-05-11.
16. "Denmark" (<https://www.britannica.com/EBchecked/topic/157748/Denmark>). *Encyclopædia Britannica*. Retrieved 2008-05-11.
17. "Church and State in Britain: The Church of privilege" (<https://web.archive.org/web/20080511204430/http://www.centreforcitizenship.org/church1.html>). Centre for Citizenship. Archived from the original (<http://www.centreforcitizenship.org/church1.html>) on 2008-05-11. Retrieved 2008-05-11.
18. *The Church Triumphant: A History of Christianity Up to 1300*, E. Glenn Hinson, p 223
19. *Georgian Reader*, George Hewitt, p. xii
20. "Iceland" (<https://www.britannica.com/EBchecked/topic/281235/Iceland>). *Encyclopædia Britannica*. Retrieved 2008-05-11.
21. "Liechtenstein" (<https://2001-2009.state.gov/g/drl/rls/irf/2003/24418.htm>). U.S. Department of State. Retrieved 2008-05-11.
22. "Malta" (<https://www.britannica.com/EBchecked/topic/360532/Malta>). *Encyclopædia Britannica*. Retrieved 2008-05-11.
23. "Monaco" (<https://www.britannica.com/EBchecked/topic/388747/Monaco>). *Encyclopædia Britannica*. Retrieved 2008-05-11.
24. "Vatican" (<https://www.britannica.com/EBchecked/topic/623972/Vatican-City>). *Encyclopædia Britannica*. Retrieved 2008-05-11.
25. "Zambia" (<https://2009-2017.state.gov/j/drl/rls/irf/2007/90127.htm>). U.S. State Department. Retrieved 2016-01-16.
26. "Table: Christian Population in Numbers by Country" (<https://www.pewforum.org/2011/12/19/table-christian-population-in-numbers-by-country/>). 19 December 2011.
27. "Table: Christian Population as Percentages of Total Population by Country" (<https://www.pewforum.org/2011/12/19/table-christian-population-as-percentages-of-total-population-by-country/>). 19 December 2011.

28. USSD Bureau of Democracy, Human Rights, and Labor (2009). "International Religious Freedom Report 2009" (<https://web.archive.org/web/20091130031916/http://www.state.gov/g/drl/rls/irf/2009/127362.htm>). Archived from the original (<http://www.state.gov/g/drl/rls/irf/2009/127362.htm>) on 30 November 2009. Retrieved 6 March 2010.
29. "Pewforum: Christianity (2010)" (<https://wayback.archive-it.org/all/20130909201533/http://www.pewforum.org/files/2011/12/Christianity-fullreport-web.pdf>) (PDF). Archived from the original (<https://www.pewforum.org/files/2011/12/Christianity-fullreport-web.pdf>) (PDF) on 2013-09-09. Retrieved 2014-05-14.
30. "Njoftim per media - 2011 Census" (https://web.archive.org/web/20170326091156/http://www.instat.gov.al/media/177358/njoftim_per_media_-_fjala_e_drejtoret_te_instat_ines_nurja_per_rezultatet_finale_te_census_2011.pdf) (PDF). *www.instat.gov.al*. Albanian government. 2011. Archived from the original (http://www.instat.gov.al/media/177358/njoftim_per_media_-_fjala_e_drejtoret_te_instat_ines_nurja_per_rezultatet_finale_te_census_2011.pdf) (PDF) on 26 March 2017. Retrieved 25 October 2015.. The full quote for affiliation on page 3 (google translate) is "Albanian Muslims are 56.70%, 10.03% Catholics, 6.75% Orthodox, 2.09% Bektashi, 0.14% evangelicals. 5.49% other and 2.5% atheists. The number of those who preferred not to answer this question is 13.79% of the total population"
31. "Algeria" (<https://www.state.gov/reports/2018-report-on-international-religious-freedom/algeria/>). *United States Department of State*. Retrieved 2021-05-25.
32. Hackett, Conrad; Connor, Phillip; Stonawski, Marcin; Skirbekk, Vegard; Potančoková, Michaela; Abel, Guy (2015-04-02). "Religious Composition by Country, 2010 and 2050". *The Future of World Religions: Population Growth Projections, 2010-2050* (https://assets.pewresearch.org/wp-content/uploads/sites/11/2015/03/PF_15.04.02_ProjectionsFullReport.pdf) (PDF) (Report). Pew Research Center. p. 234. Retrieved 2020-10-21. "Algeria 2010 Christian: ≈0.2% of 35,470,000 population (≈70,940)"
33. PEW 2011 (<https://www.pewforum.org/2011/12/19/table-christian-population-as-percentages-of-total-population-by-country/>). Pewforum.org (2011-12-19). Retrieved on 2015-12-30.
34. Viegas, Fátima (2008) *Panorama das Religiões em Angola Independente (1975–2008)*, Ministério da Cultura/Instituto Nacional para os Assuntos Religiosos, Luanda
35. *Religión en Argentina 2018* (<https://www.uade.edu.ar/media/5dxoe0im/informe-cis-2019-n-3-religi3n-issn-2618-2173.pdf>)
36. "Field Listings - Religion" (<https://web.archive.org/web/20070613003300/https://www.cia.gov/library/publications/the-world-factbook/fields/2122.html>). *The World Factbook*. Central Intelligence Agency. Archived from the original (<https://www.cia.gov/library/publications/the-world-factbook/fields/2122.html>) on June 13, 2007.
37. Australian Bureau of Statistics (7 April 2022). "Cultural diversity: Census, 2021 | Australian Bureau of Statistics" (<https://www.abs.gov.au/statistics/people/people-and-communities/cultural-diversity-census/2021>).
38. Katholische Kirche Österreich. "Kirchliche Statistik" (<http://www.katholisch.at/statistik>). *katholisch.at*. Retrieved 6 June 2021.
39. Evangelische Kirche in Österreich. "Zahlen & Fakten" (<https://evang.at/kirche/zahlen-fakten/>). *evang.at*. Retrieved 6 June 2021.
40. Non-Catholics in Austria: Protestants in Austria are 3% in 2020. In addition, there is an unquantified number of Orthodox Christians, ranging between 4% and 8% of the population.
41. "Global Christianity" (<https://web.archive.org/web/20140719204928/http://features.pewforum.org/global-christianity/map.php#/Azerbaijan,ALL>). *Pew Research Center's Religion & Public Life Project*. 1 December 2014. Archived from the original (<https://features.pewforum.org/global-christianity/map.php#/Azerbaijan,ALL>) on 19 July 2014. Retrieved 23 August 2015.

42. Bahamas Census 2010
43. Pew Research Center's Religion & Public Life Project: Bahrain (http://www.globalreligiousfuture.org/countries/bahrain/religious_demography). Pew Research Center. 2010.
44. "Census 2022: Bangladesh population now 165 million" (<https://www.dhakatribune.com/bangladesh/2022/07/27/bangladeshs-population-size-now-1651-million>). 27 July 2022.
45. "Antigua and Barbuda: International Religious Freedom Report 2006" (<https://2001-2009.state.gov/g/drl/rls/irf/2006/71445.htm>). 15 September 2006. Retrieved 23 August 2007.
46. "Religion and denominations in the Republic of Belarus" (https://web.archive.org/web/20171014085840/http://www.mfa.gov.by/upload/pdf/religion_eng.pdf) (PDF). Ministry of Foreign Affairs of the Republic of Belarus. Archived from the original (http://www.mfa.gov.by/upload/pdf/religion_eng.pdf) (PDF) on 14 October 2017. Retrieved 17 February 2013.
47. "Eurobarometer on Biotechnology – page 98" (http://ec.europa.eu/public_opinion/archives/ebs/ebs_393_en.pdf) (PDF). Retrieved 2013-02-01.
48. "Benin" (<https://www.cia.gov/the-world-factbook/countries/benin/>). *The World Factbook*. Central Intelligence Agency. Retrieved December 29, 2022.
49. "Info" (<https://web.archive.org/web/20171224103940/http://www.popis2013.ba/popis2013/doc/Popis2013prvolzdanje.pdf>) (PDF). *www.popis2013.ba*. 2013. Archived from the original (<http://www.popis2013.ba/popis2013/doc/Popis2013prvolzdanje.pdf>) (PDF) on 2017-12-24. Retrieved 2016-07-01.
50. IBGE - Instituto Brasileiro de Geografia e Estatística (Brazilian Institute for Geography and Statistics). 2010 Census (ftp://ftp.ibge.gov.br/Censos/Censo_Demografico_2010/Caracteristicas_Gerais_Religiao_Deficiencia/tab1_4.pdf). Accessed 07.08.2012.
51. "Population by Religion, Sex and Census Year" (<http://www.deps.gov.bn/SiteAssets/Time-Series3.html>).
52. "Bulgaria (2021 census)" (https://nsi.bg/sites/default/files/files/pressreleases/Census2021_ethnos.pdf) (PDF).
53. Aib, Az (2022-07-01). "Burkina : 48,1% de la population du Sud-ouest pratique l'Animisme (officiel)" (<https://web.archive.org/web/20230326030716/https://www.aib.media/2022/07/01/burkina-481-de-la-population-du-sud-ouest-pratique-lanimisme-officiel/>). *AIB - Agence d'Information du Burkina* (in French). Archived from the original (<https://www.aib.media/2022/07/01/burkina-481-de-la-population-du-sud-ouest-pratique-lanimisme-officiel/>) on 2023-03-26. Retrieved 2022-10-16.
54. The World Factbook (<https://www.cia.gov/the-world-factbook/countries/malawi/>) CIA
55. Government of Canada, Statistics Canada (2022-10-26). "The Daily — The Canadian census: A rich portrait of the country's religious and ethnocultural diversity" (<https://www150.statcan.gc.ca/n1/daily-quotidien/221026/dq221026b-eng.htm>). *www150.statcan.gc.ca*. Retrieved 2022-12-15.
56. "Two-thirds of the population declare Christian as their religion" (<https://www150.statcan.gc.ca/n1/pub/91-003-x/2014001/section03/33-eng.htm>). 2016-02-19.
57. "Cayman Islands 2021 Census :: CAYMAN ISLANDS" (https://www.eso.ky/user_images/census_2021/Section_4.pdf) (PDF). Economics Office. October 2021.
58. "Estudio de opinion publica - Septiembre 2015" (<https://web.archive.org/web/20170207182725/http://plazapublica.cl/wp-content/uploads/658799.pdf>) (PDF) (in Spanish). Plaza Publica Cadem. Archived from the original (<http://plazapublica.cl/wp-content/uploads/658799.pdf>) (PDF) on 2017-02-07. Retrieved 2015-09-07.

59. Chinese Family Panel Studies's survey of 2012. Published in *The World Religious Cultures* issue 2014: 卢云峰: 当代中国宗教状况报告——基于CFPS (2012) 调查数据 (<http://iwr.cass.cn/zjwh/201403/W020140303370398758556.pdf>) Archived (<https://web.archive.org/web/20140809051625/http://iwr.cass.cn/zjwh/201403/W020140303370398758556.pdf>) August 9, 2014, at the Wayback Machine. p. 13, reporting the results of the Renmin University's Chinese General Social Survey (CGSS) for the years 2006, 2008, 2010 and 2011, and their average. **Note:** according to the researchers of CFPS, only 6.3% of the Chinese are not religious in the sense of atheism; the others are not religious in the sense that they do not belong to an organised religion, while they pray to or worship gods and ancestors in the manner of the traditional popular religion.
60. Wenzel-Teuber, Katharina. "Statistics on Religions and Churches in the People's Republic of China – Update for the Year 2019" (https://www.china-zentrum.de/fileadmin/PDF-Dateien/E-Journal_RCTC/RCTC_2020-2.21-41_Wenzel-Teuber_Statistics_on_Religions_and_Churches_in_the_PR_of_China_%E2%80%93_Update_for_the_Year_2019.pdf) (PDF). *Religions & Christianity in Today's China*. China Zentrum e.V. **X** (2): 21–41. ISSN 2192-9289 (<https://www.worldcat.org/issn/2192-9289>). p. 29.
61. "Religion in Latin America, Widespread Change in a Historically Catholic Region" (<https://www.pewforum.org/2014/11/13/religion-in-latin-america/>). Pew Research Center, November 13, 2014. 13 November 2014. Retrieved March 4, 2015.
62. "2016 Cook Islands census" (https://web.archive.org/web/20201031062651/http://www.mfem.gov.ck/images/documents/Statistics_Docs/5.Census-Surveys/6.Population-and-Dwelling_2016/2016_CENSUS_REPORT-FINAL.pdf) (PDF). *mfem.gov.ck*. 2016. p. 20. Archived from the original (http://www.mfem.gov.ck/images/documents/Statistics_Docs/5.Census-Surveys/6.Population-and-Dwelling_2016/2016_CENSUS_REPORT-FINAL.pdf) (PDF) on 31 October 2020. Retrieved 13 August 2020.
63. "Côte d'Ivoire (2021 census)" (https://www.gouv.ci/_actualite-article.php?recordID=13769) (in French). July 13, 2022.
64. "Croatia (2021 census)" (<https://www.croatiaweek.com/share-of-croats-in-croatia-increases-as-census-results-published>). 22 September 2022.
65. "Religious Composition by Country" (<https://web.archive.org/web/20130909201109/http://www.pewforum.org/files/2012/12/globalReligion-tables.pdf>) (PDF). *Global Religious Landscape*. Pew Forum. Archived from the original (https://www.pewforum.org/uploadedFiles/Topics/Religious_Affiliation/globalReligion-tables.pdf) (PDF) on 9 September 2013. Retrieved 9 July 2013.
66. Pew Research Center's Religion & Public Life Project: Cyprus (http://www.globalreligiousfuture.org/countries/cyprus/religious_demography#/?affiliations_religion_id=0&affiliations_year=2010). Pew Research Center. 2010.
67. "Cyprus" (<https://www.cia.gov/the-world-factbook/countries/cyprus/>). *The World Factbook*. Central Intelligence Agency. Retrieved 9 February 2010.
68. "Náboženská víra" (<https://web.archive.org/web/20220122135853/https://www.czso.cz/csu/scitani2021/nabozenska-vira>). *Census 2021* (in Czech). Czech Statistical Office. Archived from the original (<https://www.czso.cz/csu/scitani2021/nabozenska-vira>) on 22 January 2022. Retrieved 13 January 2022.
69. Church membership 1990–2015 (<http://www.km.dk/folkekirken/kirkestatistik/folkekirkens-medlemstal/>) Archived (<https://web.archive.org/web/20160413042049/http://www.km.dk/folkekirken/kirkestatistik/folkekirkens-medlemstal/>) 2016-04-13 at the Wayback Machine Kirkeministeriet (in Danish)

70. Fler lämnade kyrkan i Danmark (<http://www.km.dk/folkekirken/kirkestatistik/folkekirkens-medlemstal/>) Archived (<https://web.archive.org/web/20160413042049/http://www.km.dk/folkekirken/kirkestatistik/folkekirkens-medlemstal/>) 2016-04-13 at the Wayback Machine 3.1.2013 Kyrkans tidning
71. "Egypt" (<https://www.cia.gov/the-world-factbook/countries/egypt/>). *The World Factbook*. Central Intelligence Agency. 12 October 2021.
72. "Religions in Eritrea | PEW-GRF" (<http://www.globalreligiousfutures.org/countries/eritrea>). *www.globalreligiousfutures.org*.
73. "Religion in Estonia (2021 census)" (https://andmed.stat.ee/en/stat/rahvaloendus__rel2021__rahvastiku-demograafilised-ja-etno-kultuurilised-naitajad__usk/RL21454). Statistics Estonia. Retrieved 2 November 2022.
74. "CS 10.1.2 Population by religious faith, educational attainment, occupation, country of birth, year of arrival in the country and place of usual residence" (<https://web.archive.org/web/20151002070910/http://www.hagstova.fo/en/statbank/census/2011/religion/religion-educaton-and-country-of-birth>). *Statistics Faroe Islands*. Archived from the original (<http://www.hagstova.fo/en/statbank/census/2011/religion/religion-educaton-and-country-of-birth>) on 2 October 2015. Retrieved 1 October 2015.
75. Belonging to a religious community by age and sex, 2000-2022 (https://pxdata.stat.fi/PxWeb/pxweb/en/StatFin/StatFin__vaerak/statfin_vaerak_pxt_11rx.px/) Statistics Finland
76. "A French Islam is possible" (<https://web.archive.org/web/20170915201551/http://www.institutmontaigne.org/res/files/publications/a-french-islam-is-possible-report.pdf>) (PDF). Institut Montaigne. 2016. p. 13. Archived from the original (<http://www.institutmontaigne.org/res/files/publications/a-french-islam-is-possible-report.pdf>) (PDF) on 15 September 2017.
77. "France" (<https://www.cia.gov/the-world-factbook/countries/france/>). *The World Factbook*. Central Intelligence Agency. 11 October 2021.
78. La Vie, issue 3209, 1 March 2007 (in French)
79. "Gabon" (<https://www.cia.gov/the-world-factbook/countries/gabon/>). *The World Factbook*. Central Intelligence Agency. 7 October 2021.
80. "The Gambia" (<https://www.cia.gov/the-world-factbook/countries/gambia-the/>). *The World Factbook*. Central Intelligence Agency. 6 October 2021.
81. "2014 General Population Census: Main Results" (http://geostat.ge/cms/site_images/_files/english/population/Census_release_ENG_2016.pdf) (PDF). National Statistics Office of Georgia. 28 April 2016.
82. Zahlen und Fakten zum kirchlichen Leben 2021" (https://www.ekd.de/ekd_de/ds_doc/Gezaehlt_zahlen_und_fakten_2021.pdf) Evangelische Kirche in Deutschland - retrieved 4 January 2022
83. "2021 PHC General Report Vol 3C, Background Characteristics" (https://census2021.statsghana.gov.gh/gssmain/fileUpload/reportthelist/2021%20PHC%20General%20Report%20Vol%203C_Background%20Characteristics_181121.pdf) (PDF). *Ghana Statistical Service*.
84. "Religious Belief and National Belonging in Central and Eastern Europe" (<https://www.pewforum.org/2017/05/10/religious-affiliation/>). Pew Research Center. 10 May 2017. Retrieved 2017-09-09.
85. "Guinea" (<https://www.cia.gov/the-world-factbook/countries/guinea/>). *The World Factbook*. Central Intelligence Agency. 6 October 2021.
86. Guyana 2012 census compendium 2 (<https://www.statisticsguyana.gov.gy/download.php?file=93>). Retrieved 29 December 2022.

87. "Las religiones en tiempos del Papa Francisco" (<https://web.archive.org/web/20150510104033/http://www.latinobarometro.org/latNewsShow.jsp>) (in Spanish). Latinobarómetro. April 2014. p. 6. Archived from the original (<http://www.latinobarometro.org/latNewsShow.jsp>) (PDF) on 10 May 2015. Retrieved 4 April 2015.
88. Hong Kong Government. *2010 Yearbook – Religion* (<http://www.yearbook.gov.hk/2010/en/pdf/E18.pdf>). Retrieved 23 September 2012.
89. "Hungarian Central Statistical Office" (http://www.ksh.hu/nepszamlalas/tables_regional_00). *www.ksh.hu*.
90. Populations by religious and life stance organizations 1998-2022 (https://px.hagstofa.is/pxen/pxweb/en/Samfelag/Samfelag_menning_5_trufelog_trufelog/MAN10001.px) Statistics Iceland
91. "Map of the distribution of religions 2022" (<https://gis.dukcapil.kemendagri.go.id/arcgis/apps/MapSeries/index.html?appid=0510ddf68e094d56a07a7bf9f5330dfe>). *gis.dukcapil.kemendagri.go.id* 31 December 2022: Muslim 231.069.932 (83.19), Christian 20.647.769 (7.43), Catholic 8.501.472 (3.06), Irreligion 10.931.988 (3.93%), Hindu 4.692.548 (1.74), Buddhist 1.693.833 (0.77), Confucianism 74.899 (0.03), Others/Traditional faiths 117.412 (0.04), Jewish 20.000 (0,0) Total 277.749.853. Retrieved 2023-06-22.
92. "Statistik Umat Menurut Agama di Indonesia" (<https://web.archive.org/web/20200903221250/https://data.kemenag.go.id/agamashboard/statistik/umat>) (in Indonesian). Kementerian Agama Republik Indonesia. 15 May 2018. Archived from the original (<https://data.kemenag.go.id/agamashboard/statistik/umat>) on 3 September 2020. Retrieved 15 November 2020. "Muslim 231.069.932 (86.7), Christian 20.246.267 (7.6), Catholic 8.325.339 (3.12), Hindu 4.646.357 (1.74), Buddhist 2.062.150 (0.77), Confucianism 71.999 (0.03), Others/Traditional faiths 112.792 (0.04), Total 266.534.836"
93. Country Information and Guidance "Christians and Christian Converts, Iran" 19 March 2015. p. 9
94. "Data" (http://www.cso.ie/en/media/csoie/releasespublications/documents/population/2017/Chapter_8_Religion.pdf) (PDF). *www.cso.ie*.
95. See: <http://www.istat.it/it/popolazione> Archived (<https://web.archive.org/web/20160605065128/http://www.istat.it/it/popolazione>) 2016-06-05 at the Wayback Machine
96. Agency for Cultural Affairs, Government of Japan: *宗教年鑑 令和3年版* (https://www.bunka.go.jp/tokei_hakusho_shuppan/hakusho_nenjihokokusho/shukyo_nenkan/pdf/r03nenkan.pdf) (17 January 2022)
97. "Jordan" (<https://www.cia.gov/the-world-factbook/countries/jordan/>). *The World Factbook*. Central Intelligence Agency. Retrieved 5 March 2013.
98. "2021 жылғы Қазақстан Республикасы халқының ұлттық санағының қорытындылары" (<https://web.archive.org/web/20220902140633/https://stat.gov.kz/api/getFile/?docId=ESTAT464825>) [Results of the 2021 national census of the Republic of Kazakhstan]. Archived from the original (<https://stat.gov.kz/api/getFile/?docId=ESTAT464825>) on 2022-09-02. Retrieved 2022-12-29.
99. "Population by religion, sex and urban/rural residence" (<https://data.un.org/Data.aspx?q=religion&d=POP&f=tableCode%3a28>). *UN Data*. Retrieved 9 December 2021.
100. "통계청 제19차 인구주택총조사(2015)" (http://image.kmib.co.kr/online_image/2016/1219/201612191738_61220011145071_1.jpg) [South Korea National Statistical Office's 19th Population and Housing Census (2015)] (in Korean). Retrieved 9 October 2022.
101. "Kyrgyzstan" (<https://2001-2009.state.gov/g/drl/rls/irf/2001/5598.htm>). State.gov. Retrieved 17 April 2010.

102. "Tieslietu ministrijā iesniegtie reliģisko organizāciju pārskati par darbību 2011. gadā" (<https://web.archive.org/web/20121126013327/http://www.tm.gov.lv/lv/labumi/TM.docx>) (in Latvian). Archived from the original (<http://www.tm.gov.lv/lv/labumi/TM.docx>) on 2012-11-26. Retrieved 2012-07-25.
103. *Reliģiju Enciklopēdija*, Statistika (<http://www.bibelesbiedriba.lv/religiju-enciklopedija/statistika.html>) (in Latvian). Accessed 2009-07-23.
104. "2012 Report on International Religious Freedom - Lebanon" (<https://2009-2017.state.gov/j/drl/rls/irf/2012/nea/208400.htm>). United States Department of State. 20 May 2013. Retrieved 15 December 2013.
105. "Guide: Christians in the Middle East" (<https://www.bbc.co.uk/news/world-middle-east-15239529>). *BBC News*. 11 October 2011.
106. "International Religious Freedom Report 2010: Liberia" (<https://web.archive.org/web/20101123105613/http://www.state.gov/g/drl/rls/irf/2010/148698.htm>). *United States Department of State*. November 17, 2010. Archived from the original (<http://www.state.gov/g/drl/rls/irf/2010/148698.htm>) on November 23, 2010. Retrieved July 22, 2011.
107. "Archived copy" (https://web.archive.org/web/20160506100229/http://www.llv.li/files/as/pdf-llv-as-vz_2010_bd1). Archived from the original (http://www.llv.li/files/as/pdf-llv-as-vz_2010_bd1) on 2016-05-06. Retrieved 2016-01-26.
108. "Population by religious community indicated, municipalities (2021)" (<https://osp.stat.gov.lt/lt/statistiniu-rodikliu-analize?hash=dadee47b-9204-48d2-a55e-e125d581f1b6#/>) (in Lithuanian). Statistics Lithuania. Retrieved 2 January 2022.
109. "Les religions au Luxembourg" (<https://web.archive.org/web/20170621023736/http://www.luxembourg.public.lu/fr/actualites/2011/03/07-religion/>). Archived from the original (<http://www.luxembourg.public.lu/fr/actualites/2011/03/07-religion/>) on 2017-06-21. Retrieved 2016-01-26.
110. "Religions in Madagascar | PEW-GRF" (http://www.globalreligiousfutures.org/countries/madagascar#/?affiliations_religion_id=0&affiliations_year=2010®ion_name=All%20Countries&restrictions_year=2015).
111. "Malawi (2018 census)" (http://www.nsomalawi.mw/images/stories/data_on_line/demography/census_2018/2018%20Malawi%20Population%20and%20Housing%20Census%20Main%20Report.pdf) (PDF).
112. "Taburan Penduduk dan Ciri-ciri Asas Demografi" (https://web.archive.org/web/20131113165406/http://www.statistics.gov.my/portal/download_Population/files/census2010/Taburan_Penduduk_dan_Ciri-ciri_Asas_Demografi.pdf) (PDF). Jabatan Perangkaan Malaysia. p. 82. Archived from the original (http://www.statistics.gov.my/portal/download_Population/files/census2020/Taburan_Penduduk_dan_Ciri-ciri_Asas_Demografi.pdf) (PDF) on 13 November 2013. Retrieved 25 March 2019.
113. "Mali" (<https://www.cia.gov/the-world-factbook/countries/mali/>). *The World Factbook*. Central Intelligence Agency. 4 February 2022.
114. "MaltaToday Easter survey" (https://web.archive.org/web/20160927111420/http://www.maltatoday.com.mt/news/data_and_surveys/religion2016). MaltaToday. 2016. Archived from the original (http://www.maltatoday.com.mt/news/data_and_surveys/religion2016) on 2016-09-27. Retrieved September 27, 2016.
115. "Censo Población y Vivienda 2020" (<https://www.inegi.org.mx/programas/ccpv/2020/>) [2020 Population and Housing Census]. *www.inegi.org.mx*. INEGI. Retrieved 26 January 2021.
116. "Recensământul Populației și al Locuințelor 2014" (<https://statistica.gov.md/ro/recensamantul-populatiei-si-al-locuintelor-2014-122.html>). *statistica.gov.md*. Retrieved 30 November 2022.
117. Joshua Project (2018). "Ethnic People Groups of Monaco" (<http://www.joshuaproject.net/countries.php?rog3=MN>). Joshua Project. Retrieved 21 December 2018.

118. "2020 Population and Housing Census" (https://web.archive.org/web/20201107230731/https://tuv.nso.mn/uploads/users/87/files/Khun_am_toollogo.pdf) (PDF). National Statistics Office of Mongolia. Archived from the original (https://tuv.nso.mn/uploads/users/87/files/Khun_am_toollogo.pdf) (PDF) on 7 November 2020.
119. "Census of Population, Households and Dwellings in Montenegro 2011" ([http://www.monstat.org/userfiles/file/popis2011/saopstenje/saopstenje\(1\).pdf](http://www.monstat.org/userfiles/file/popis2011/saopstenje/saopstenje(1).pdf)) (PDF). *Monstat*. pp. 14, 15. Retrieved July 12, 2011. For the purpose of the chart, the categories 'Islam' and 'Muslims' were merged; 'Buddhist' (.02) and Other Religions were merged; 'Atheist' (1.24) and 'Agnostic' (.07) were merged; and 'Adventist' (.14), 'Christians' (.24), 'Jehovah Witness' (.02), and 'Protestants' (.02) were merged under 'Other Christian'.
120. "Morocco" (<https://www.cia.gov/the-world-factbook/countries/morocco/>). *The World Factbook*. Central Intelligence Agency. 4 February 2022.
121. "Population Monograph of Nepal Volume II (Social Demography)" (<https://nepal.unfpa.org/sites/default/files/pub-pdf/Population%20Monograph%20V02.pdf>) (PDF). Archived (<https://web.archive.org/web/20211126164856/https://nepal.unfpa.org/sites/default/files/pub-pdf/Population%20Monograph%20V02.pdf>) (PDF) from the original on 2021-11-26. Retrieved 2020-11-25.
122. "Religieuze betrokkenheid; persoonskenmerken" (<https://www.cbs.nl/nl-nl/cijfers/detail/82904NED?dl=2C978>) (in Dutch). Centraal Bureau voor de Statistiek. 1 August 2019. Retrieved 27 July 2020.
123. Schmeets, Hans (2016). *De religieuze kaart van Nederland, 2010–2015* (https://www.cbs.nl/-/media/_pdf/2016/51/religie-regionaal-2010-2015.pdf) (PDF). Centraal Bureau voor der Statistiek. p. 5.
124. "2018 Census totals by topic – national highlights | Stats NZ" (<https://web.archive.org/web/20190923102431/https://www.stats.govt.nz/information-releases/2018-census-totals-by-topic-national-highlights>). *www.stats.govt.nz*. Archived from the original (<https://www.stats.govt.nz/information-releases/2018-census-totals-by-topic-national-highlights>) on 2019-09-23. Retrieved 2020-01-05.
125. "Nigeria" (<https://www.cia.gov/the-world-factbook/countries/nigeria/>). *The World Factbook*. Central Intelligence Agency. 21 March 2022.
126. "State Statistical Office - Census Law Article 5 (2)" (https://www.stat.gov.mk/Dokumenti/ZakonZaPopis_mk.pdf) (PDF). *State Statistical Office* (in Macedonian). 2022-04-08.
127. "Total resident population in the Republic of North Macedonia by religious affiliation and sex, Census 2021" (https://web.archive.org/web/20221227224756/https://makstat.stat.gov.mk/PXWeb/pxweb/en/MakStat/MakStat_Popisi_Popis2021_Naselenie/T1010P21.px/?rxid=46ee0f64-2992-4b45-a2d9-cb4e5f7ec5ef). Archived from the original (https://makstat.stat.gov.mk/PXWeb/pxweb/en/MakStat/MakStat_Popisi_Popis2021_Naselenie/T1010P21.px/?rxid=46ee0f64-2992-4b45-a2d9-cb4e5f7ec5ef) on 2022-12-27. Retrieved 2022-12-30.
128. "0.5 million attend Christmas Eve services" (https://www.ssb.no/en/kultur-og-fritid/statistikker/kirke_kostraaar/2014-05-06?fane=tabell&sort=nummer&tabell=171798). *ssb.no*.
129. Church of Norway (http://www.ssb.no/en/kultur-og-fritid/statistikker/kirke_kostraaar) Statistics Norway 14.5.2019
130. Members of Christian communities outside the Church of Norway. (<https://www.ssb.no/en/kultur-og-fritid/statistikker/trosamf/aar/2019-12-03?fane=tabell&sort=nummer&tabell=405229>) Statistics Norway 3.12.2019

131. In 2015 the bishop of the Diocese of Oslo, Bernt Ivar Eidsvig, and his financial manager were charged with fraud for adding up to 65,000 extra names to the Catholic membership list over the previous several years. Gaffey, Conor (2 July 2015). "Catholic Church accused of defrauding Norway of €5.7m" (<http://europe.newsweek.com/catholic-church-accused-defrauding-norway-5-7m-329692>). *Newsweek*. Retrieved 3 July 2015.
132. "Country Profile: Pakistan" (<http://lcweb2.loc.gov/frd/cs/profiles/Pakistan.pdf>) (PDF). *Library of Congress Country Studies on Pakistan*. Library of Congress. February 2005. Retrieved 2013-02-19. "*Religion: Approximately 1.6 percent of the population is Hindu, 1.6 percent is Christian, and 0.3 percent belongs to other religions, such as Bahaism and Sikhism.*"
133. "INEI - REDATAM CENSOS 2017" (<https://censos2017.inei.gob.pe/redatam/>). From Preguntas de Población/P12a+: Religión que profesa. Only asked of those 12 and older
134. "Religious Affiliation in the Philippines (2020 Census of Population and Housing)" (<https://psa.gov.ph/content/religious-affiliation-philippines-2020-census-population-and-housing>). *psa.gov.ph*. Retrieved May 26, 2023.
135. "Census - Final results: Portugal - 2021" (<https://tabulador.ine.pt/indicador/?id=0011644&lang=EN>). Statistics Portugal. Retrieved 2022-11-23.
136. "Key findings about Puerto Rico" (<https://www.pewresearch.org/fact-tank/2017/03/29/key-findings-about-puerto-rico/>). March 29, 2017.
137. "Religion in Latin America" (<https://www.pewforum.org/2014/11/13/religion-in-latin-america/#religious-affiliations-of-latin-americans-and-u-s-hispanics>). November 13, 2014.
138. "Ценности: религиозность / ФОМ" (<https://fom.ru/obshchestvo/10953>). *fom.ru*.
139. "В России 74% православных и 7% мусульман | Левада-Центр" (<https://web.archive.org/web/20121231020830/http://www.levada.ru/17-12-2012/v-rossii-74-pravoslavnykh-i-7-musulman>). Archived from the original (<http://www.levada.ru/17-12-2012/v-rossii-74-pravoslavnykh-i-7-musulman>) on 2012-12-31. Retrieved 2015-04-29. Levada Center
140. Arena - Atlas of Religions and Nationalities in Russia (<http://sreda.org/arena>). 2012 National Survey of Religions in Russia. Sreda.org
141. "VTSIOM" (<https://web.archive.org/web/20200920205013/https://wciom.ru/index.php?id=268&uid=13365>). Archived from the original (<http://wciom.ru/index.php?id=268&uid=13365>) on 2020-09-20. Retrieved 2013-10-11.
142. "Global Christianity - A Report on the Size and Distribution of the World's Christian Population" (<https://www.pewresearch.org/religion/2011/12/19/global-christianity-exec/>). December 19, 2011.
143. House, Karen Elliott (2012). *On Saudi Arabia: Its People, past, Religion, Fault Lines and Future*. Knopf. p. 235.
144. "Senegal" (<https://www.cia.gov/the-world-factbook/countries/senegal/>). *The World Factbook*. Central Intelligence Agency. 17 March 2022.
145. "Становништво, домаћинства и породице – база : Попис у Србији 2011" (https://web.archive.org/web/20160303213146/http://popis2011.stat.rs/?page_id=1221). Popis2011.stat.rs. Archived from the original (http://popis2011.stat.rs/?page_id=1221) on 2016-03-03. Retrieved 2016-01-27.
146. "Sierra Leone" (<https://www.cia.gov/the-world-factbook/countries/sierra-leone/>). *The World Factbook*. Central Intelligence Agency. 8 March 2022.
147. "The Future of World Religions: Population Growth Projections, 2010-2050" (https://wayback.archive-it.org/all/20150429153811/http://www.pewforum.org/files/2015/03/PF_15.04.02_ProjectionsFullReport.pdf) (PDF). Archived from the original (https://www.pewforum.org/files/2015/03/PF_15.04.02_ProjectionsFullReport.pdf) (PDF) on 29 April 2015. Retrieved 12 May 2015.

148. "20% of Singapore residents have no religion, an increase from the last population census" (<https://www.channelnewsasia.com/news/singapore/census-2020-more-residents-no-religion-15023964>). *CNA*. 2021-06-16. Retrieved 2021-06-17.
149. "Census of Population 2020: Religion" (https://www.singstat.gov.sg/-/media/files/visualising_data/infographics/c2020/c2020-religion.pdf) (PDF). *Department of Statistics Singapore*. 16 June 2021. Retrieved 25 June 2021.
150. "Singapore" (<https://www.cia.gov/the-world-factbook/countries/singapore/>). *CIA World Factbook*. Retrieved 6 June 2021.
151. "Religion in Slovakia (2021 census)" (<https://web.archive.org/web/20220520014037/https://www.scitanie.sk/k-rimskokatolicke-mu-vyznaniu-sa-prihlasilo-56-obyvateov>). Archived from the original (<https://www.scitanie.sk/k-rimskokatolicke-mu-vyznaniu-sa-prihlasilo-56-obyvateov>) on 2022-05-20. Retrieved 2022-12-30.
152. "Almost expunged: Somalia's Embattled Christians" (<https://web.archive.org/web/20110723014244/http://www.anglicanplanet.net/international-news/2009/11/30/almost-expunged-somalias-embattled-christians.html>). 2009-10-22. Archived from the original (<http://www.anglicanplanet.net/international-news/2009/11/30/almost-expunged-somalias-embattled-christians.html>) on 2011-07-23. Retrieved 2009-10-22.
153. *StatsSA National Census results 2022* (<http://www.statssa.gov.za/publications/SAStatistics/SAStatistics2022.pdf>)
154. "Table: Religious Composition by Country, in Numbers" (<https://web.archive.org/web/20121221010333/http://features.pewforum.org/grl/population-number.php>). *Pew Research Center's Religion & Public Life Project*. 18 December 2012. Archived from the original (<https://features.pewforum.org/grl/population-number.php>) on 21 December 2012. Retrieved 14 February 2015.
155. "Table: Religious Composition by Country, in Percentages" (<https://web.archive.org/web/20130101080244/http://features.pewforum.org/grl/population-percentage.php>). *Pew Research Center's Religion & Public Life Project*. 18 December 2012. Archived from the original (<https://features.pewforum.org/grl/population-percentage.php>) on 1 January 2013. Retrieved 14 February 2015.
156. CIS (May 2021). "Barómetro de Mayo de 2021" (http://datos.cis.es/pdf/Es3322marMT_A.pdf) [Barometer of May 2021] (PDF).
157. "Sudan" (<https://web.archive.org/web/20160303170036/https://www.cia.gov/library/publications/the-world-factbook/fields/2122.html?countryName=Sudan&countryCode=SU®ionCode=af&#SU>). *The World Factbook*. Central Intelligence Agency. Archived from the original (<https://www.cia.gov/library/publications/the-world-factbook/fields/2122.html?countryName=Sudan&countryCode=SU®ionCode=af&#SU>) on 2016-03-03. Retrieved 2016-01-26.
158. "Religions in Suriname | PEW-GRF" (http://www.globalreligiousfutures.org/countries/suriname#/?affiliations_religion_id=0&affiliations_year=2010®ion_name=All%20Countries&restrictions_year=2016).
159. *2012 Suriname Census Definitive Results* (<http://www.statistics-suriname.org/images/Presentatie.pdf>) Archived (<https://web.archive.org/web/20150924105905/http://www.statistics-suriname.org/images/Presentatie.pdf>) 2015-09-24 at the *Wayback Machine*. Algemeen Bureau voor de Statistiek - Suriname.
160. "Statistik 2018 - Myndigheten för stöd till trossamfund" (<https://www.myndigheten.se/bidrag/organisationsbidrag/bidragsgrundande-statistik/statistik-2018.html>) (in Swedish). *Swedish Agency for Support to Faith Communities*. 2018. Retrieved 21 November 2020.
161. Statistik, Bundesamt für. "Religionen" (<https://www.bfs.admin.ch/bfs/de/home/statistiken/bevoelkerung/sprachen-religionen/religionen.html>) (in German). Retrieved 2019-10-29.

162. "2014 census results" (<https://web.archive.org/web/20160130005558/http://www.bfs.admin.ch/bfs/portal/de/index/news/04/01.Document.199116.xls>). Archived from the original (<http://www.bfs.admin.ch/bfs/portal/de/index/news/04/01.Document.199116.xls>) on January 30, 2016.
163. CIA World Factbook, *People and Society: Syria* (<https://www.cia.gov/the-world-factbook/countries/syria/>) CIA.
164. "CIA Site Redirect — Central Intelligence Agency" (<https://www.cia.gov/the-world-factbook/countries/tanzania/>). *www.cia.gov*. 10 March 2022.
165. "Population by religion, region and area, 2018" (http://statbbi.nso.go.th/nso/nso_center/project/able/files/S-soc-health/2561/000/00_S-soc-health_2561_000_000000_00100.xls). NSO. Retrieved 9 March 2021.
166. "2021 Report on International Religious Freedom: Timor-Leste" (<https://www.state.gov/reports/2021-report-on-international-religious-freedom/timor-leste/>). *www.state.gov*. Retrieved May 26, 2023.
167. "Volume 2: Population Distribution by Administrative Areas" (<https://web.archive.org/web/20151224015626/https://www.mof.gov.tl/wp-content/uploads/2011/06/Publication-2-English-Web.pdf>) (PDF). *Population and Housing Census of Timor-Leste, 2010*. Timor-Leste Ministry of Finance. p. 21. Archived from the original (<http://www.mof.gov.tl/wp-content/uploads/2011/06/Publication-2-English-Web.pdf>) (PDF) on 2015-12-24. Retrieved 2016-01-27.
168. 2011 National census (<http://www.cso.gov.tt/census>). *cso.gov.tt*
169. Office of International Religious Freedom (12 May 2021). "2020 Report on International Religious Freedom: Tunisia" (<https://www.state.gov/reports/2020-report-on-international-religious-freedom/tunisia/>). *US Department of State*. Retrieved 16 January 2023.
170. "Foreign Ministry: 89,000 minorities live in Turkey" (https://web.archive.org/web/20110520084230/http://www.todayszaman.com/newsDetail_getNewsById.action?load=detay&link=161291). *Today's Zaman*. 15 December 2008. Archived from the original (http://www.todayszaman.com/newsDetail_getNewsById.action?load=detay&link=161291) on 20 May 2011. Retrieved 16 May 2011.
171. "Global Christianity" (<https://web.archive.org/web/20140719204928/http://features.pewforum.org/global-christianity/map.php#/Turkey>). 1 December 2014. Archived from the original (<https://features.pewforum.org/global-christianity/map.php#/Turkey>) on 19 July 2014. Retrieved 25 January 2016.
172. "Turkmenistan" (<https://www.cia.gov/the-world-factbook/countries/turkmenistan/>). *The World Factbook*. Central Intelligence Agency. Retrieved 2013-11-25.
173. National Population and Housing Census 2014 (<https://web.archive.org/web/20170210152801/https://www.ubos.org/onlinefiles/uploads/ubos/NPHC/2014%20National%20Census%20Main%20Report.pdf>) Uganda Bureau of Statistics.
174. РЕЛІГІЯ, ЦЕРКВА, СУСПІЛЬСТВО І ДЕРЖАВА: ДВА РОКИ ПІСЛЯ МАЙДАНУ (*Religion, Church, Society and State: Two Years after Maidan*) (http://old.razumkov.org.ua/upload/Religiya_200516_A4.compressed.pdf), 2016 report by Razumkov Center in collaboration with the All-Ukrainian Council of Churches. pp. 27-29. Archived (https://web.archive.org/web/20170422181327/http://old.razumkov.org.ua/upload/Religiya_200516_A4.compressed.pdf).
175. "United Arab Emirates International Religious Freedom Report" (<https://web.archive.org/web/20101123103428/http://www.state.gov/g/drl/rls/irf/2010/148850.htm>). Bureau of Democracy, Human Rights, and Labor. Archived from the original (<http://www.state.gov/g/drl/rls/irf/2010/148850.htm>) on 2010-11-23. Retrieved 2011-01-12.
176. "British Social Attitudes: Religion-Identity, behavior and belief over two decades." National Center of Social Research, 2019.

177. "British Social Attitudes: Religion-Identity, behavior and belief over two decades." National Center of Social Research, 2019
178. "Religion, England and Wales - Office for National Statistics" (<https://www.ons.gov.uk/peoplepopulationandcommunity/culturalidentity/religion/bulletins/religionenglandandwales/census2021>). *www.ons.gov.uk*. Retrieved 2022-11-29.
179. "Census 2021 main statistics religion tables" (<https://www.nisra.gov.uk/publications/census-2021-main-statistics-religion-tables>). *Northern Ireland Statistics and Research Agency*. 2022-09-07. Retrieved 2022-12-28.
180. "Scotland's Census 2011: Table KS209SCa" (<http://www.scotlandscensus.gov.uk/documents/censusresults/release2a/scotland/KS209SCa.pdf>) (PDF). *scotlandcensus.gov.uk*. Archived (<http://web.archive.org/web/20131110172330/http://www.scotlandscensus.gov.uk/documents/censusresults/release2a/scotland/KS209SCa.pdf>) (PDF) from the original on 10 November 2013. Retrieved 26 September 2013.
181. "British Social Attitudes: Religion-Identity, behavior and belief over two decades."
182. "British Social Attitudes: Religion-Identity, behavior and belief over two decades."
183. "In U.S., Decline of Christianity Continues at Rapid Pace" (<https://www.pewforum.org/2019/10/17/in-u-s-decline-of-christianity-continues-at-rapid-pace/>). Pew Research Center. 17 October 2019.
184. Newport, Frank (22 December 2017). "2017 Update on Americans and Religion" (<https://news.gallup.com/poll/224642/2017-update-americans-religion.aspx>). *Gallup*. Retrieved February 25, 2019.
185. Aguire, Jesus Maria (June 2012). "Informe Sociográfico sobre la religión en Venezuela" (http://web.archive.org/web/20150924024236/http://www.gumilla.org/biblioteca/bases/biblo/texto/SIC2012745_211-222.pdf) (PDF) (in Spanish). El Centro Gumilla. Archived from the original (http://www.gumilla.org/biblioteca/bases/biblo/texto/SIC2012745_211-222.pdf) (PDF) on 24 September 2015. Retrieved 5 April 2015.
186. "Completed results of the 2019 Viet Nam population and housing census – General Statistics Office of Vietnam" (<https://www.gso.gov.vn/en/data-and-statistics/2020/11/completed-results-of-the-2019-viet-nam-population-and-housing-census/>).
187. United States Bureau of Democracy, Human Rights and Labor. Yemen: International Religious Freedom Report 2008 (<https://2001-2009.state.gov/g/drl/rls/irf/2008/108496.htm>). This article incorporates text from this source, which is in the public domain.
188. "Guide: Christians in the Middle East" (<https://www.bbc.co.uk/news/world-middle-east-15239529>). *BBC News*. 11 October 2011.
189. Zambia - 2010 Census of Population and Housing (<http://www.zamstats.gov.zm/nada/index.php/catalog/63>) Archived (<https://web.archive.org/web/20160130073849/http://www.zamstats.gov.zm/nada/index.php/catalog/63>) 2016-01-30 at the *Wayback Machine*
190. Religious composition by country (<https://www.pewforum.org/files/2012/12/globalReligion-tables.pdf>) Archived (<https://web.archive.org/web/20180219024554/http://www.pewforum.org/files/2012/12/globalReligion-tables.pdf>) 2018-02-19 at the *Wayback Machine*, Pew Research, Washington DC (2012)
191. The Global Catholic Population (<https://www.pewforum.org/2013/02/13/the-global-catholic-population/>), Pew Research Center Religion & Public Life
192. Fraser, Barbara J., In Latin America, Catholics down, church's credibility up, poll says (<http://web.archive.loc.gov/all/20050628212330/http://www.catholicnews.com/data/stories/cns/0503707.htm>) Catholic News Service June 23, 2005

193. "Religion in Latin America" (<https://www.pewforum.org/2014/11/13/religion-in-latin-america/>). 13 November 2014.
194. "Christianity 2015: Religious Diversity and Personal Contact" (<https://web.archive.org/web/20170525141543/http://www.gordonconwell.edu/resources/documents/1IBMR2015.pdf>) (PDF). [gordonconwell.edu](http://www.gordonconwell.edu/resources/documents/1IBMR2015.pdf). January 2015. Archived from the original (<http://www.gordonconwell.edu/resources/documents/1IBMR2015.pdf>) (PDF) on 2017-05-25. Retrieved 2015-05-29.
195. Christianity in its Global Context, 1970–2020 Society, Religion, and Mission (<https://web.archive.org/web/20130815184022/http://www.gordonconwell.com/netcommunity/CSGCRResources/ChristianityinitsGlobalContext.pdf>), Center for the Study of Global Christianity
196. Malik, Habib. "The Future of Christians in the Middle East | Hoover Institution" (<https://web.archive.org/web/20111119011342/http://www.hoover.org/publications/defining-ideas/article/62216>). Hoover.org. Archived from the original (<http://www.hoover.org/publications/defining-ideas/article/62216>) on 19 November 2011. Retrieved 22 October 2011.
197. Willey, David (10 October 2010). "Rome 'crisis' talks on Middle East Christians" (<https://www.bbc.co.uk/news/world-middle-east-11509256>). *BBC*. Retrieved 1 November 2010.
198. "Are all Palestinians Muslim?" (<https://web.archive.org/web/20140413142345/http://imeu.net/news/article0042.shtml>). *Institute for Middle East Understanding*. Archived from the original (<http://imeu.net/news/article0042.shtml>) on 13 April 2014. Retrieved 16 April 2014.
199. "Table 5.4 Population (urban, rural) according to nationality, sex and religion, 2015" (https://web.archive.org/web/20190403053639/http://stat-nkr.am/files/publications/2016/Mardahamar_2015/MAS_2/5_4%20LXH.pdf) (PDF). Archived from the original (http://stat-nkr.am/files/publications/2016/Mardahamar_2015/MAS_2/5_4%20LXH.pdf) (PDF) on 2019-04-03. Retrieved 2018-05-13.
200. "Christians" (<https://www.pewforum.org/2012/12/18/global-religious-landscape-christians/>). *Pew Research Center's Religion & Public Life Project*. 18 December 2012. Retrieved 14 February 2015.
201. "The Church is growing, and here are the figures that prove it" (<https://www.christiantoday.com/article/a.growing.church.why.we.should.focus.on.the.bigger.picture/49362.htm>) (url). 5 March 2015. Retrieved 2018-04-25.
202. "The Future of World Religions: Population Growth Projections, 2010-2050" (<https://www.pewforum.org/2015/04/02/religious-projections-2010-2050/>). *Pew Research Center's Religion & Public Life Project*. 2015-04-02. Retrieved 2021-12-18.
203. "Global Christianity – A Report on the Size and Distribution of the World's Christian Population" (<https://www.pewforum.org/2011/12/19/global-christianity-exec/>). 19 December 2011.

Retrieved from "https://en.wikipedia.org/w/index.php?title=Christianity_by_country&oldid=1188689603"

■